




Move over Walt Disney,
 Charles Schultz & Bob Thaves
 New Creative Cartoonists
 Here Come
 From Thinking to Visual Thinking
 to Creative Thinking to

creativity




**Cartooning
 Cartooning
 Creativity**



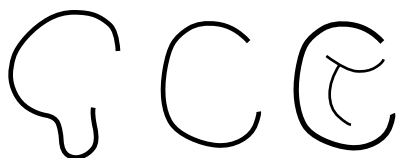
Drawing, sketching, diagraming, turning ideas into images, creating cartoons are all skills we can each use to improve our communication, problem understanding and problem solving. This session will be filled from beginning to end of drawing, sketching and cartooning to learn how to expand and enrich our mental skills by increasing our visual skills. All this and have some fun.

Robert **Alan** Black, Ph.D., CSP

Draw some pairs of eyes




Draw some ears from the side and from the front.



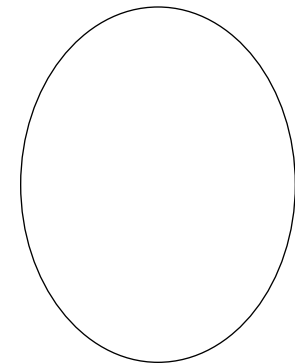
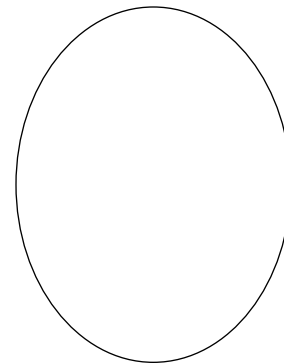


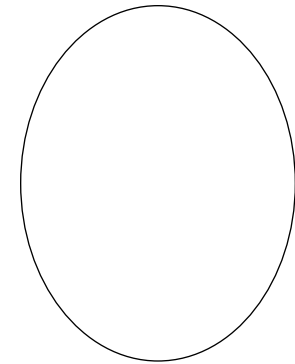
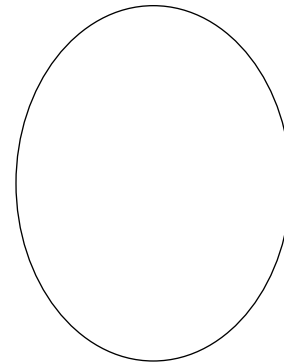
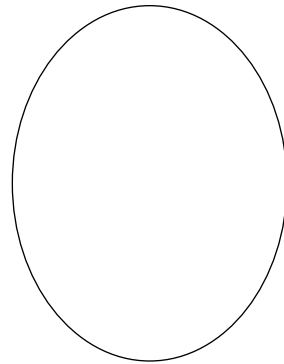
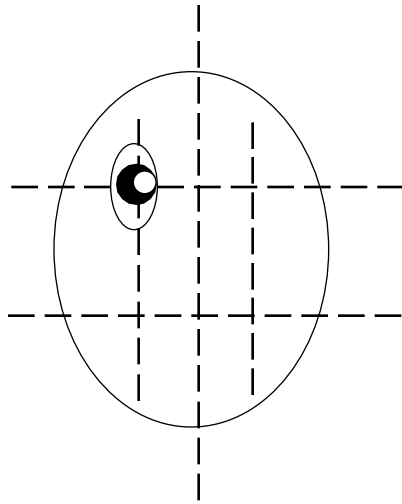
Draw some noses from the side and from the front.




Draw some mouths with and without teeth.



Use a sample of eyes, ears and noses to make some faces.
Then add some hair.





Capture the movement in stick figures

Draw objects starting with ____ shape the shapes

(2 dimensional-squares, circles, triangles)

(3 dimensional-cubes, spheres, pyramids, cones, cylinders)

a

b

c

d

e

f

g

h

i

j

k

l

m

n

o

p

q

r

s

t

u

v

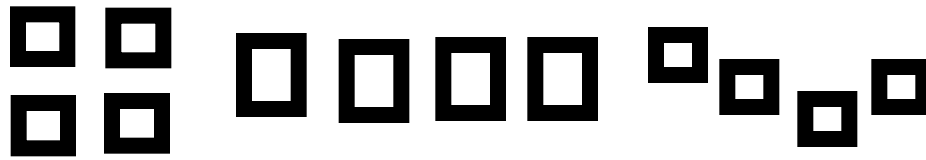
w

x

y


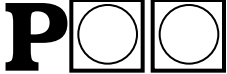
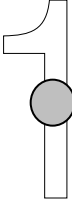
z

Draw thoughts, ideas, concepts using basic shapes
(realistically or abstractly or symbolically)



Draw facts, feelings, actions, reactions
(use basic shapes and solid forms, add people and actions)

Communicate visually with drawings only.

1 	2 
3 	4 <ol style="list-style-type: none">1. blessing2. blessing3. blessing4. blessing5. blessing6. blessing
5 orseman	6 power black